

The 70XLi Field Upgrade Kit will turn your 82-70s into the ultimate in reliability, intelligence and innovation.



UNIQUE FEATURES:


- New motors / gearboxes
- New controller (chassis)
- All new wiring
- Dual pit lights
- Handheld unit with LCD display
- Front desk control unit
- Table and sweep position sensors
- Enhanced safety detection ball triggers

PRINTED IN ITALY - CAT-70XLI-FBP/07

70XLi

FIELD UPGRADE KIT

It's the XLi Technology inside



Unmatched reliability and smarter intelligence added to your proven 70 workhorse.

It's a combination that will increase your revenue, lower your operating costs and add dollars to your bottom line.

Designs that are engineered to reduce annual maintenance costs and improve energy efficiency. Uniform quality, from purpose-built motors and gear boxes to trouble-free electronics. Made in the USA, QubicaAMF pinspotter components give you solid, bottom-line reasons why they are your best choice.

In the end, upgrading your 82-70 pinpotters makes sense for one main reason - **improvement to your bottom line** and that is accomplished by:

- Lower annual maintenance costs
- Increased bowler satisfaction
- 30% reduction in power consumption
- Less pinspotter down time

SEE WHAT'S INSIDE THE XLI TECHNOLOGY:

- MACHINE-STATUS LIGHT TOWERS SHOWS STATUS AT A GLANCE
- SELF-MONITORING AND SELF-ADJUSTING
- LCD DIAGNOSTIC DISPLAY, LOCATED ON EACH CONTROL CHASSIS, MONITORS OPERATION AND SHOWS POSITION OF MAJOR COMPONENTS
- DIAGNOSTICS CHECK OF MOTORS, SWITCHES, SENSORS, BALL DETECTOR, FOUL UNIT AND FRONT END BALL LIFT
- CONSTANTLY MONITORS MOTOR AMPERAGE, SO IF A JAM DOES OCCUR THE PINSPOTTER SHUTS DOWN, ELIMINATING A POTENTIAL MAJOR REPAIR
- SOLID-STATE COMPONENTS FOR TROUBLE-FREE OPERATION
- MICRO PROCESSOR CONTROLLED PINSPOTTER FUNCTIONS
- DUAL PIT LIGHT CONTROLLABLE BY LANE
- QUBICAAMF SMART CYCLE (STRIKE, 7/10 PICK, OFF SPOT PIN)




01



02




03



04



05



01 XLi uses a LCD diagnostic display and incorporates unique visual machine condition light towers.

02 Front desk control unit has easy-to-use menus, real-time display of machine operating status and the ability to control black and white pit light by lane.

03 Convenient handheld unit with LCD display provides mechanic all chassis controls at front of machine.

04 Solid state motors with anti-coasting, positive-lock brakes.

05 With two sensor beams per lane, the Xli ball detector accurately calculates ball speed and adjusts machine cycle time. For increased safety, infrared sensors automatically detect unrecognized objects and shuts down the machine.